

USER GUIDE

PoE & Optical Transmission

10G Uplink Managed PoE Switch

ONV
PoE & Optical Transmission

Statement

Copyright © 2002-2019 Optical Network Video Technologies (Shenzhen) Co., Ltd
All Rights Reserved

This document contains proprietary information that is protected by copyright. No part of this document may be reproduced, transmitted, transcribed, stored in a retrieval system, or translated into any language, in any form or by any means, electronic, mechanical, magnetic, optical, chemical, manual or otherwise without the prior written permission of Optical Network Video Technologies (Shenzhen) Co., Ltd.

ONV® is the registered trademark of Optical Network Video Technologies (Shenzhen) Co., Ltd. The information and product specifications within this document are subject to change at any time, without notice and without obligation to notify any person of such change.

Packing List

Please kindly check the following items:

- 1x PoE switch
- 1x Power Cable
- 1x Mounting Kits
- 1x User Guide/Warranty Card

Note

If any shortage or damage found, please contact us in time.

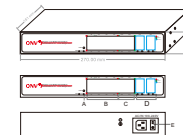
Product Description

The series is a 10G Uplinkmanaged PoE fiber switch independently developed by ONV. It has 12/48*10/100/1000Base-T RJ45 ports and 1-8/1-48*100/1000M SFP fiber slot ports and 4*1/10G SFP+ fiber slot ports. Prot 1-8 can support IEEE 802.3af/at standard PoE power supply. single port PoE power reaches 30W, and the maximum PoE output power of the whole machine is 130W (at-250W). As a PoE power supply device, it can automatically detect and recognize the power receiving equipment that meets the standard and supply power through the network cable. It can supply power to POE terminal equipment such as wireless AP, webcam, VoIP phone, building visual access control intercom, etc. through network cable, to meet the network environment that needs high-density PoE power supply. It is suitable for hotel, campus, factory dormitory and small and medium-sized enterprise.

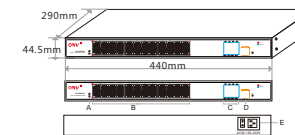
Features

- All series supports *Gigabit RJ45 port and Gigabit SFP port and 10G SFP+ uplink port *combination, which enables users to flexibly build networking to meet the needs of various scenarios.
- Support non-blocking wire speed forwarding.
- Support full duplex based on IEEE802.3x and half duplex based on backpressure.
- The PoE port supports the priority mechanism. When the remaining power is insufficient, the power supply of the high-priority port is preferentially guaranteed to prevent the device from being overloaded.
- Supports the POE network management function, which can be configured through the network management system to implement power allocation, priority setting, port power status check, and time scheduling of PoE ports.
- Support IEEE 802.1Q VLAN, users can flexibly divide VLAN according to needs, and support QinQ configuration.
- Support QoS, support port based, 802.1P based and DSCP based three priority modes and Equ, SP, WRR, SP+WRR four queue scheduling algorithms.
- ACL supports the filtering of data packets by configuring matching rules, processing operations and time permissions, and provides a flexible access control strategy.
- Support IGMP V1/V2 multicast protocol and support IGMP Snooping to meet the multi terminal HD video surveillance and video conference access requirements.
- Support STP/RSTP/MSTP production tree protocol, eliminates two layers of loops, and realizes link backup.
- Support static convergence and dynamic convergence, effectively increases link bandwidth, achieves load balancing, link backup, and improves link reliability.

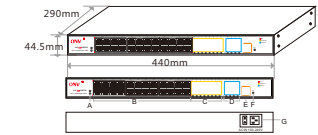
Structure and Port Description



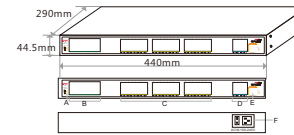
- A. Power indicator
- B. 8* PoE ports
- C. 4*Gigabit Uplink RJ45 ports
- D. 4*1/10G SFP+ ports
- E. Power Input Port AC100-240V,50/60Hz



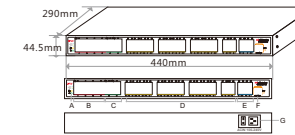
- A. Power indicator
- B. 24* PoE ports
- C. 4*1/10G SFP+ ports
- D. Console port
- E. Power Input Port AC100-240V,50/60Hz



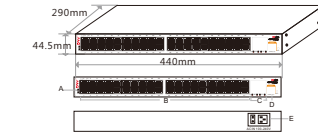
- A. Power indicator
- B. 24* PoE ports
- C. 8* Gigabit SFP ports
- D. 4*1/10G SFP+ ports
- E. Console port
- F. Power Input Port AC100-240V,50/60Hz



- A. Power indicator
- B. 8* PoE ports
- C. 24* Gigabit SFP ports
- D. 4*1/10G SFP+ ports
- E. Console port
- F. Power Input Port AC100-240V,50/60Hz



- A. Power indicator
- B. 8* PoE ports
- C. 4*Gigabit Uplink RJ45 ports
- D. 28* Gigabit SFP ports
- E. 4*1/10G SFP+ ports
- F. Console port
- G. Power Input Port AC100-240V,50/60Hz



- A. Power indicator
- B. 48* PoE ports
- C. 4*1/10G SFP+ ports
- D. Console port
- E. Power Input Port AC100-240V,50/60Hz

Indicator & Panel Description

Indicator	Status	Description
Power Indicator: PWR	Yellow LED ON	Normal
	Yellow LED OFF	Power OFF
System Indicator: SYS	Yellow LED Blink	System working properly
	Yellow LED ON/OFF	System working NOT properly
PoE Indicator: PoE	Green LED ON	Connected PD device, working properly
	Green LED Blink	Short circuit or current overload
	Green LED OFF	No connected PD or power OFF
Link/ACT Indicator	Yellow LED ON	10/100/1000M corresponding port has data transmission
	Yellow LED Blink	10/100/1000M port connected & data send/receive properly
	Yellow LED OFF	No connection
SFP Indicator	Green LED ON	Corresponding port has data transmission
	Green LED Blink	Connect correctly & data send/receive properly
	Green LED OFF	No connection

⚠ Note : Please confirm that the all PoE ports of PD devices are complying with IEEE802.3af/at standard.

PoE Port: The PoE ports support PoE function, which can transmit data and power simultaneously if connected matching device. The LED lights on the front panel can show working status of each port.

Ethernet Port: Besides PoE ports, other ports are normal self-sensing Ethernet RJ45 ports which support Auto MDI/MDIX, plug and play. The LED lights on the front panel can show working status of each port.

Installation

Please install to the supported devices.

Installation

Please confirm the following things before installation:

1. If the POE port meets the power requirement of the connecting devices.
2. If the POE standard requirement and power supply matches with the power receiving device (1/2+,3/6-(End -span)/ 4/5+,7/8-(Mid-span))
3. If the output power of the matched power adapter is compatible with the specification in the label of the POE switch

Please install the POE switch according to the following steps:

1. Put the PoE switch on the surface of a large and stable table, or professional industrial installation rank mount.
2. Connect power to the PoE switch.

⚠ Note

1. Please do not put heavy products on the POE switch, and please ensure good ventilation environment for the POE switch.

Power

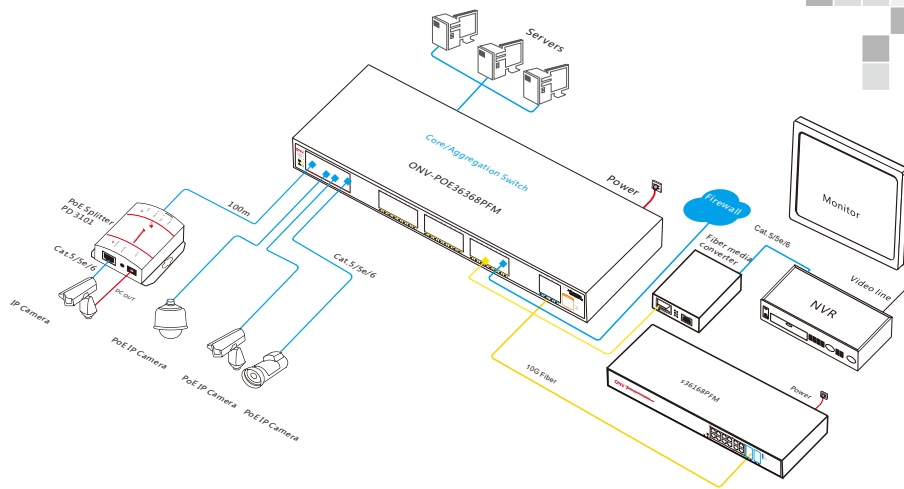
Connect the power cable, plug it into power socket, turn on the power, then the switch will automatically initialize, and LED lights status will display as following:

1. Except the POE port lights, all the other lights will go through the process of "on-off-on-off", which means the system restoration is successful.
2. Power LED remains lit.

⚠ Note

If initialization is inconsistent with the above, please check the power.

Application Connection Diagram



Models Description and Others

ONV-POE36168PFM(at): Layer two plus managed PoE fiber switch with 12* 10/100/1000M RJ45 ports and 4*1/10G SFP+ fiber slot ports , Port 1-8 can support IEEE 802.3af/at PoE standard, Built-in 130W(at-250W) power supply. Support 1U/19 inch rack installation.

ONV-POE36028PFM(at): Layer two plus managed PoE fiber switch with 24* 10/100/1000M RJ45 ports and 4*1/10G SFP+ fiber slot ports , Port 1-24 can support IEEE 802.3af/at PoE standard, Built-in 400W(at-600W) power supply. Support 1U/19 inch rack installation.

ONV-POE36036PFM(at): Layer two plus managed PoE switch with 24* 10/100/1000M RJ45 ports and 8*100/1000M SFP fiber slot ports and 4*1/10G SFP+ fiber slot ports. Port 1-24 can support IEEE 802.3af/at PoE standard, built-in 400W(at-600W) power supply, Support 1U/19 inch rack installation.

ONV-POE36368PFM(at): Layer two plus managed PoE fiber switch with 8* 10/100/1000M RJ45 ports and 24*100/1000M SFP fiber slot ports and 4*1/10G SFP+ fiber slot ports , Port 1-8 can support IEEE 802.3af/at PoE standard, Built-in 130W(at-250W) power supply. Support 1U/19 inch rack installation.

ONV-POE36448PFM(at): Layer two plus managed PoE switch with 12* 10/100/1000M RJ45 ports and 28*100/1000M SFP fiber slot ports and 4*1/10G SFP+ fiber slot ports ,Port 1-8 can support IEEE 802.3af/at PoE standard , built-in 130W(at-250W) power supply. Support 1U/19 inch rack installation.

ONV-POE36048PFM: Layer two plus managed PoE switch with 48* 10/100/1000M RJ45 ports and 4*1/10G SFP+ fiber slot ports , Port 1-48 can support IEEE 802.3af/at PoE standard, Built-in 600W power supply. Support 1U/19 inch rack installation.

Tel:+86-755-33376606 Fax:+86-755-33376608 Email: onv@onv.com.cn

Address: Room 1003, Block D , Terra building , Chegongmiao , Futian district , Shenzhen , China

Factory address: No4-6, A building, SenYuTai S&T park, Longhua road, BaoAn district, Shenzhen, China

www.onvcom.com