

Product Datasheet

5-port 10/100M AI PoE Switch

(ONV-POE31004PLD)



OVERVIEW

The ONV-POE31004PLD is an unmanaged AI PoE switch. It has 5*10/100Base-TX RJ45 ports. Port 1-4 can support IEEE 802.3 af/at PoE standard. Single-port PoE power reaches 30W, and the max PoE output power is 65W. Port 1-4 can support the PoE watchdog function. When the port communication failure corresponds to the port POE will automatically restart, self-recover network communication, reducing manual intervention and maintenance. As a PoE power supply device, it can automatically detect and recognize the power-receiving equipment that meets the standard and supply power through the network cable. It can supply power to POE terminal equipment such as wireless AP, IP camera, VoIP, video access control, etc. Through the network cable, to meet the network environment that needs a high-density PoE power supply. It is suitable for hotels, campuses, parks, banks, hospitals, factories, and small and medium-sized enterprises to form a cost-effective network. Unmanaged mode, plug, and play, no configuration, easy to use.

FEATURE

■ 10/100Mbps Ethernet access

- ◇ Support non-blocking wire-speed forwarding.
- ◇ Support full-duplex based on IEEE802.3x and half-duplex based on Backpressure.
- ◇ 5*10/100Base-TX RJ45 ports allow users to flexibly network to meet the networking requirements of various scenarios.

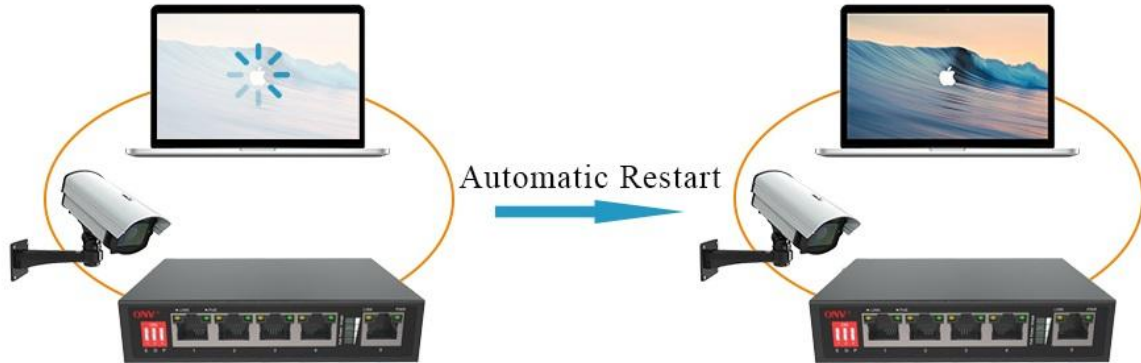
■ Intelligent PoE power supply

- ◇ 4*10/100Base-TX PoE ports can support the PoE watchdog function, real-time detection of data communication status.
- ◇ 4*10/100Base-TX PoE ports, meeting the needs of security monitoring, teleconferencing system, wireless coverage, and other scenarios.
- ◇ Comply with PoE standard, automatically identify PoE devices for power without damaging non-PoE devices, and the single port max PoE output power is 30W.

■ Innovative function


- ◇ **AI PoE watchdog mode (D):** When the switch status is "ON" (default OFF), port 1-4 can support the watchdog function and automatically detects the data communication status in real-time.
- ◇ **long-distance transmission and VLAN mode (E):** When the switch status is "ON" (default OFF), Port 1-4 rate is 10M/250m transmission, the port physical VLAN isolated, broadcast storm, the transmission distance can up to 250m, solve the problem of poor transmission caused by line aging.
- ◇ **Real-time power and power priority mode (P):** When the switch status is "ON" (default OFF), the POE real-time power grading indicator lights up, quickly understanding the power consumption of the host, and enabling the port priority function to ensure the port 1 power output.

PoE Watchdog

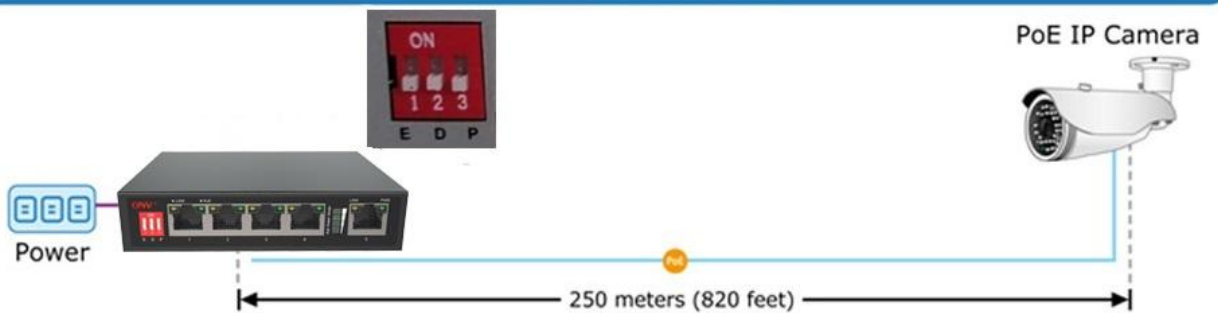


7*24h automatic monitoring, automatic restart.

Standard PoE Mode



Extend PoE Mode



Extend network communication distance and PoE power supply distance.

■ Stable and reliable

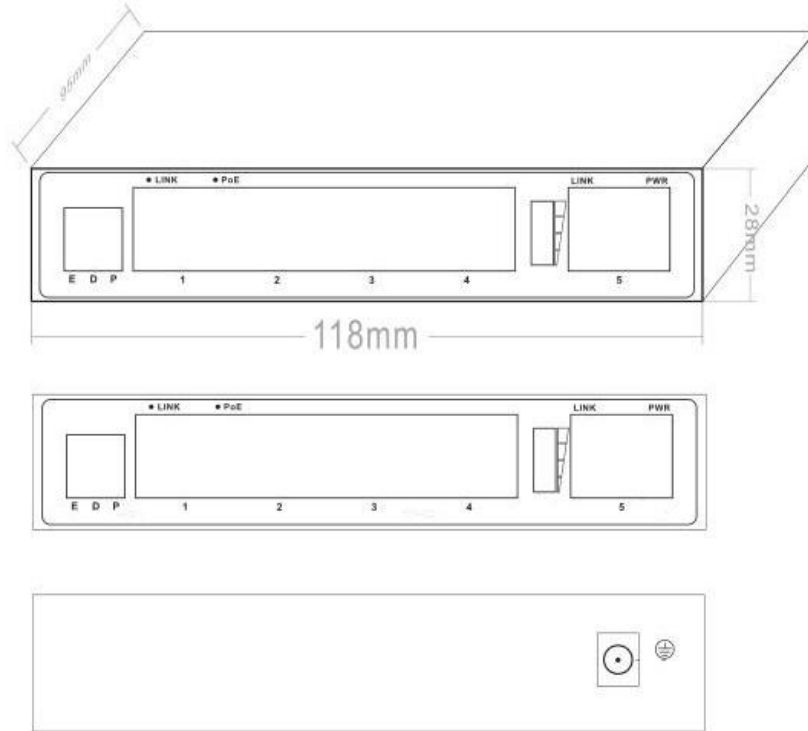
- ◇ CCC, CE, FCC, RoHS.
- ◇ Plug and play, no configuration, easy to maintain.
- ◇ Low power consumption and low noise, with fan, galvanized steel shell.
- ◇ The user-friendly panel can show the device status through the LED indicator of P, Link, PoE.
- ◇ Self-developed power supply, high redundancy design, providing a long term and stable PoE power output.

TECHNICAL SPECIFICATION

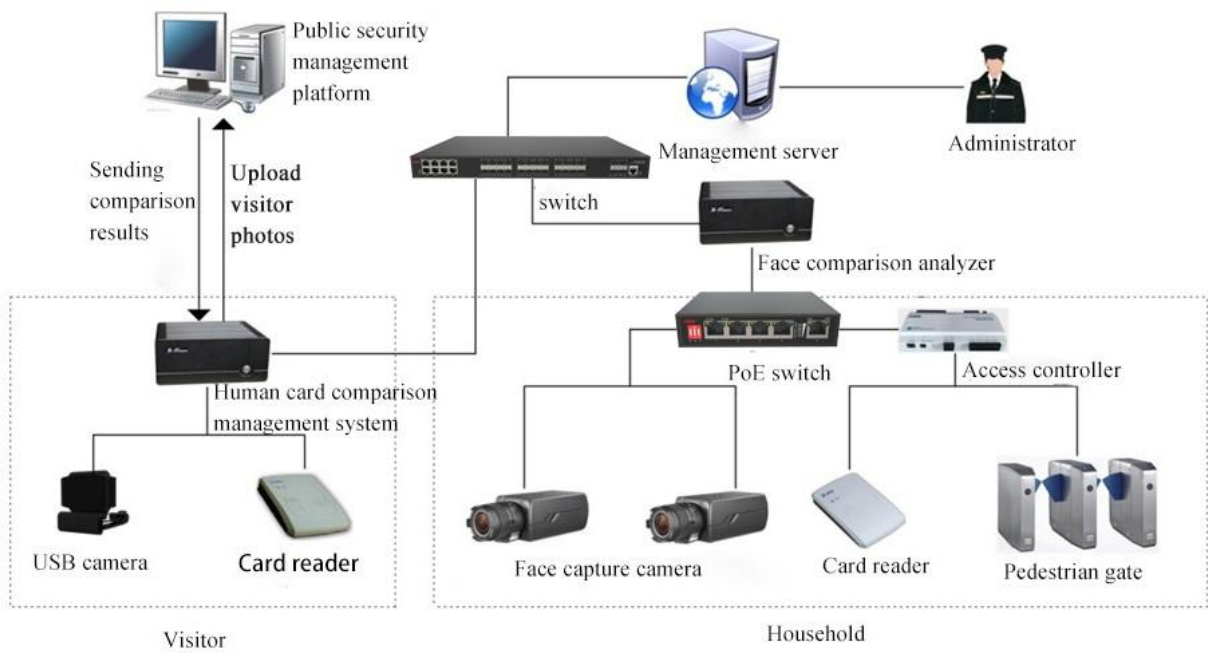
Model	ONV-POE31004PLD	ONV-POE31004PLD-at
Interface Characteristics		
Fixed Port	4*10/100Base-TX PoE ports (Data/Power) 1*10/100Base-TX uplink RJ45 port (Data)	
Ethernet Port	Port 1-4 support 10/100Base-T(X) auto-sensing, full/half duplex MDI/MDI-X self-adaption	
Twisted Pair Transmission	10BASE-T: Cat3,4,5 UTP(≤250 meters) 100BASE-TX: Cat5 or later UTP(≤100 meters)	
Function Switch	E is the "ON" state, port 1-4 can support 10M/250m and VLAN transmission mode, when "OFF", 100 meters transmission.	
	D is the "ON" state, port 1-4 can support AI PoE watchdog mode, when "OFF", no communication PoE watchdog function.	
	P is the "ON" state, PoE output total power and priority indication mode, when "OFF", no power indication function.	
Chip Parameter		
Network Protocol	IEEE802.3 10BASE-T, IEEE802.3i 10Base-T IEEE802.3u 100Base-TX, IEEE802.3x	
Forwarding Mode	Store and Forward(Full Wire Speed)	
Switching Capacity	1.6Gbps	

Forwarding Rate@64byte	0.74Mpps	
MAC	1K	
Buffer Memory	768K	
Jumbo Frame	1632byte	
LED Indicator	Power: PWR (Green), Network: Link (Yellow), POE: PoE (Green)	
PoE & Power Supply		
PoE Port	Port 1 to 4 IEEE 802.3 af/at	
Power Supply Pin	1/2 (+) 3/6 (-)	
Max Power Per Port	30W, IEEE 802.3 af/at	
Total PWR / Input Voltage	65W/ (DC52V)	110W/ (DC52V)
Power Consumption	Standby<4W, Full load<60W	Standby<6W, Full load<110W
Power Supply	External power adapter, AC100~240V 50-60Hz 1.0A	External power adapter, AC100~240V 50-60Hz 2.0A
Physical Parameter		
Operation TEMP / Humidity	-20°C~+55°C, 5%~90% RH Non condensing	
Storage TEMP / Humidity	-40°C~+75°C, 5%~95% RH Non condensing	
Dimension (L*W*H)	118*95*28mm	
Net /Gross Weight	<0.3kg / <0.8kg	<0.5kg / <1.0kg
Installation	Desktop, wall mount	
Certification & Warranty		
Lightning Protection	Port lightning protection: 4KV 8/20us, Protection level: IP30	
Certification	CCC, CE mark, commercial, CE/LVD EN62368-1, FCC Part 15 Class B, RoHS	
Warranty	3 years, lifelong maintenance.	

DIMENSION



APPLICATION



ORDERING INFORMATION

Model	Description	External Power Supply
ONV-POE31004PLD	AI PoE switch with 5*10/100M RJ45 ports. Port 1-4 can support IEEE 802.3 af/at PoE standard. Adjust function switch, port 1-4 can support VLAN isolation, AI PoE watchdog, 10M/250m transmission, power indication, and power supply priority. External power supply.	65W
ONV-POE31004PLD-at		110W

PACKING LIST

Packing List	Content	Qty	Unit
	5-port 10/100M AI PoE switch	1	SET
	AC Power Cable+ Power Adapter	1	SET
	Mounting Kits	1	SET
	User Guide	1	PC
	Warranty Card	1	PC

CONTACT US



Optical Network Video Technologies (Shenzhen) Co., Ltd.

Tel: 0086-755-33376606

Fax: 0086-755-33376608

WeChat: ONV-PoE-IoT

Email: onv@onv.com.cn

Skype: [onv@onv.com.cn](https://www.skype.com/people/onv@onv.com.cn)

Website: www.onvcom.com

Headquarter Address: Room 1003, Block D, Terra Building, Futian District, Shenzhen, China

Factory Address: Floor 4-6, Building A, Senyutai Industrial Park, No. 111, Huaning Road, Xinshi

Community, Dalang Street, Longhua District, Shenzhen, China

