

Product Datasheet

2.5G Series L3 Managed Industrial PoE Switch



OVERVIEW

The 2.5G series industrial PoE switches are 10G uplink L3 managed PoE switch independently developed by ONV. They include various port specifications such as 4+2, 8+2, and 8+4, designed to provide a highly reliable solution for high-speed network access needs in industrial environments, meeting the stringent deployment requirements of different industrial network scenarios.

High-speed access, 10G uplink

Support 10/100/1000/2500Base-T auto-sensing RJ45 ports, backward compatible with 100M and 1G networks, meeting the high bandwidth transmission needs of terminals such as Wi-Fi 6/7, wireless APs, and 2.5G network cards. All uplink ports use 1/10G SFP+ fiber optic slots, providing a high-bandwidth fiber optic uplink channel to ensure non-blocking data forwarding, adapting to the long-distance high-speed transmission needs in industrial scenarios. Designed specifically for industrial-grade high-density wireless coverage, centralized video surveillance aggregation, and smart

manufacturing access scenarios, it is also widely used in smart grid fields such as photovoltaic power plants, wind farms, and energy storage systems, helping users in factories, industrial parks, mines, ports, transportation, and energy sectors build a stable and reliable industrial network foundation.

PoE Power Supply, High efficiency and reliability

The PoE port supports the IEEE 802.3af/at PoE standard, with a max PoE power of 30W per port. As a standard PoE power supply device, it can automatically detect and identify compliant powered devices, providing power to industrial wireless APs, industrial network cameras, industrial VoIP phones, video access control, and other terminals via network cables. In smart grid scenarios, it can simultaneously provide data transmission and power to inverter data acquisition terminals, inspection robots, security monitoring cameras, environmental sensors, and other devices, simplifying on-site wiring and reducing operation and maintenance costs. Suitable for industrial network scenarios with stringent requirements for 2.5G high-speed access and high-density PoE power supply, such as factory automation, smart warehousing, industrial parks, mines, ports, transportation, photovoltaic power plants, wind farms, and energy storage stations.

Layer 3 management, powerful functionality

Supports L3 network management functions, with IPv4/IPv6 dual protocol stack management, dynamic routing forwarding, comprehensive security protection mechanisms, robust ACL/QoS policies, and rich VLAN functions to meet the complex industrial network service configuration requirements. Supports multiple network redundancy protocols: STP/RSTP/MSTP (<50ms) and ERPS (<20ms), improving link backup and network reliability. It can quickly restore communication in the event of a unidirectional network failure, ensuring uninterrupted communication for critical industrial applications. In smart grid ring network configurations, it can ensure millisecond-level self-healing of communication links in photovoltaic areas, wind turbine towers, or energy storage containers in the event of a failure, guaranteeing zero interruption of dispatch commands and monitoring data. Provides multiple network management methods such as Web, CLI, SNMP, and Telnet, allowing flexible configuration of applications such as PoE power supply management, port management, routing address management, port flow control, VLAN partitioning, IGMP, and security policies. It complies with

industrial-grade electromagnetic compatibility standards, has wide-temperature operating capabilities, and can adapt to long-term stable operation in harsh environments.

FEATURE

■ Advanced hardware architecture and powerful processing capabilities:

- ◇ Support non-blocking line-speed forwarding for smoother transmission.
- ◇ Support IEEE 802.3x full-duplex flow control and backpressure half-duplex flow control.
- ◇ Utilize industry-leading hardware architecture design, offering flexible combinations of 1/2.5G access ports and 10G SFP+ uplink interfaces across the entire series. Meets the high-speed transmission needs of networks of varying sizes, specifically designed for scenarios involving large data transmission, high-performance networking, and high-capacity network deployment. It boasts powerful processing capabilities and flexible port expandability, helping to build an efficient and stable network core.

■ Smart PoE power supply

- ◇ Support PoE network management functions, allowing for PoE on/off, port power status monitoring, and time scheduling through network management configuration.
- ◇ 2.5G RJ45 port supports PoE power supply, meeting the PoE power supply needs of scenarios such as security monitoring, teleconferencing systems, and wireless coverage.
- ◇ Compliant with the IEEE802.3af/at PoE standard, it automatically identifies PoE devices and supplies power without damaging non-PoE devices. The max PoE output power per port is 30W.

■ Strong business processing capability

- ◇ Support ERPS ring network and STP/RSTP/MSTP to eliminate layer 2 loops and realize link backup.
- ◇ Support IEEE802.1Q VLAN, Users can flexibly divide VLAN, Voice VLAN, and QinQ configuration according to their needs.
- ◇ Support static and dynamic aggregation to effectively increase link bandwidth, realize load balancing, link backup, and improve link reliability.
- ◇ Support QoS, port-based, 802.1P-based, and DSCP-based three priority modes and four queue scheduling algorithms: Equ, SP, WRR, and SP+WRR.
- ◇ Support ACL to filter data packets by configuring matching rule processing operations and time permissions, and provide flexible security access control policies.
- ◇ Support IGMP V1/V2/V3 multicast protocol, IGMP Snooping meets multi-terminal high-definition video surveillance and video conference access requirements.

■ Security

- ◇ Support IP+MAC+Port+VLAN four-way binding function.
- ◇ Support port isolation and port broadcast storm suppression.
- ◇ Support 802.1X authentication, provide authentication function for LAN computers, and control the authorization status of controlled ports according to the authentication results.

■ Stable and reliable


- ◇ CE, FCC, RoHS.



- ◇ The user-friendly panel can show the device status through the LED indicators of PWR, Link, and PoE.
- ◇ Low power consumption, Galvanized steel housing, and excellent heat dissipation to ensure stable operation of the switch.

■ Easy O&M management

- ◇ Support CPU monitoring, memory monitoring, and Ping detection.
- ◇ HTTPS, SSLV3, SSHV1/V2, and other encryption methods are more secure in management.
- ◇ RMON, system log, and port traffic statistics are convenient for network optimization and transformation.
- ◇ LLDP is convenient for the network management system to query and judge the communication status of the link.
- ◇ Various management and maintenance methods such as Web network management, CLI command line (Console, Telnet), SNMP (V1/V2/V3), Telnet, etc.

MODEL&APPEARANCE

Image	Model	Description
	ONV-IPS57064PFM	4*10/100/1000/2500M RJ45 ports and 2*1/10G SFP+ fiber ports

	ONV-IPS57108PFM	8*10/100/1000/2500M RJ45 ports and 2*1/10G SFP+ fiber ports
	ONV-IPS57128PFM	8*10/100/1000/2500M RJ45 ports and 4*1/10G SFP+ fiber ports

TECHNICAL SPECIFICATION

Model	ONV-IPS57064PFM	ONV-POE57108PFM	ONV-POE57128PFM
Fixed Port	4*10/100/1000/2500M RJ45 ports 2*1/10G SFP+ fiber ports	8*10/100/1000/2500M RJ45 ports 2*1/10G SFP+ fiber ports	8*10/100/1000/2500M RJ45 ports 4*1/10G SFP+ fiber ports
Management Port	1 console port		
Reset Switch	1 reset switch		
Forwarding Mode	Store and forward (Full wire speed)		
Switching Capacity	160Gbps (non-blocking)	160Gbps (non-blocking)	240Gbps (non-blocking)
Forwarding Rate@64byte	44.64Mpps	59.52Mpps	89.28Mpps
MAC	16K	16K	32K

Buffer Memory	12M	12M	16M
Jumbo Frame	12K		
Operation TEMP/ Humidity	-40°C~+80°C, 5%~90% RH non-condensing		
Storage TEMP/ Humidity	-40°C~+85°C, 5%~95% RH non-condensing		
Dimension	165*148*54mm	166*150*75mm	166*150*75mm
Net /Gross Weight	0.85kg/ 1.05kg	1.8kg/ 2.1kg	1.8kg/ 2.1kg
Lightning Protection	<p>IEC61000-4-3 (RS):10V/m (80-1000MHz)</p> <p>FCC Part 15/CISPR22 (EN55022): Class A</p> <p>IEC61000-6-2 (Common Industrial Standard)</p> <p>IEC61000-4-9 (Pulsed magnet field): 1000A/m</p> <p>IEC61000-4-10 (Damped oscillation): 30A/m 1MHz</p> <p>IEC61000-4-12/18 (Shockwave): CM2.5kV, DM1kV</p> <p>Protection level: IP40, Lightning protection: 6KV 8/20us</p> <p>IEC61000-4-4(EFT): Power cable: ±4kV, data cable: ±2kV</p> <p>IEC61000-4-16 (Common-mode transmission): 30V, 300V, 1s</p> <p>IEC61000-4-2 (ESD): ±8kV contact discharge, ±15kV air discharge</p> <p>IEC61000-4-6 (Radio frequency transmission): 10V(150kHz~80MHz)</p> <p>IEC61000-4-8 (Power frequency magnetic field): 100A/m, 1000A/m, 1s-3s</p>		

	IEC61000-4-5 (Surge): Power cable: CM±4kV/ DM±2kV, data cable: ±4kV
Mechanical Properties	IEC60068-2-6 (Anti Vibration), IEC60068-2-27 (Anti Shock), IEC60068-2-32 (Free Fall)
PoE Standard	IEEE802.3af/at
PoE Management	Port PoE working status display, Port PoE on/off
Power Supply Pin	support 1/2 (+), 3/6 (-)
Max Power Per Port	30W, IEEE802.3 af/at
Input Voltage/ Interface	DC44-57V, 6P industrial Phoenix terminal, support anti-reverse protection.
Power Supply	No, optional 48V/60W, 48V/120W, 48V/240W industrial power supply
Installation	Desktop, 35mm DIN Rail
Certification	CE mark, commercial, CE/LVD EN62368-1, FCC Part 15 Class A, RoHS
Warranty	5 years, lifelong maintenance
Network Management Feature	
Interface	<p>Port real-time flow management (Flow Interval)</p> <p>Broadcast storm suppression based on port rate</p> <p>SFP optical module DDMI real-time digital diagnosis</p> <p>Port EEE Green Ethernet Energy-Saving configuration and status view</p> <p>IEEE802.3x flow control (Full duplex), Port exception protection mechanism</p> <p>Limit the rate of packet traffic on incoming and outgoing ports, the mini granularity is 16Kbps and max 1Gbps</p>

L3 Feature	<p>Support IPv4 equal-cost routing.</p> <p>Support ARP protocol, with a maximum of 1000 entries.</p> <p>Support NG protocol, with a maximum of 1000 entries.</p> <p>Support Pingv6, Telnetv6, TFTPv6, DNSv6, and ICMPv6.</p> <p>Support IPv4/IPv6 VRRP, with a maximum of 255 groups for each.</p> <p>Support IPv4/IPv6 VLANIF interfaces, with a maximum of 64 for each.</p> <p>Support IPv4 dynamic routing, RIPv1/v2, and OSPFv2, with 2000 route entries.</p> <p>Support L3 network management functions and IPv4/IPv6 dual-stack management.</p> <p>Support IPv4/IPv6 static routes/default routes, with a maximum of 64 entries for each.</p> <p>Support Layer 3 routing, forwarding, and communication between different network segments and VLANs.</p>
VLAN	<p>Support protocol-based VLAN, Support MAC address-based VLAN</p> <p>Support Voice VLAN, Support QinQ configuration, Support GVRP VLAN protocol</p> <p>Support port-based VLANs (4K), IEEE 802.1q, Support Access, Trunk, and Hybrid port configurations</p>
Port Aggregation	LACP dynamic aggregation, Static aggregation, Max 5 aggregation groups and max 8 ports per group.
Spanning Tree	<p>STP BPDU Guard, BPDU filtering and BPDU forwarding</p> <p>STP (IEEE802.1d), RSTP (IEEE802.1w), MSTP (IEEE802.1s)</p>
ERPS Ring Network	ERPS ring network, Recovery time less than 20ms, ITU-T G.8032
Multicast	Multicast VLAN, User quick log out, MLD Snooping, MVR (Multicast VLAN Registration), IGMP Snooping v1/v2/v3 and 256

	multicast groups at most
Mirroring	Bidirectional traffic mirroring for basic ports one-to-multiple mirroring, supports up to 4 port sessions
QoS	Queue Scheduling Algorithm (SP, WRR, SP+WRR), 8*Output queues of each port, 802.1p/DSCP priority mapping Flow-based Rate Limiting, Flow-based redirection, Flow-based Packet Filtering, Diff-Serv QoS, Priority Mark/Remark
ACL	Support ACL deployment based on port and VLAN. Support L2-L4 packet filtering, can match the first 80 bytes of a packet, and provides ACL definitions based on source MAC address, destination MAC address, source IP address, destination IP address, IP protocol type, TCP/UDP port, TCP/UDP port range, VLAN, etc.
Security	SSL, ensuring secure data transmission, SSH 2.0, providing a secure, encrypted channel for user login MAC address black hole, IEEE 802.1X authentication based on ports and MAC addresses, Port isolation IP source address protection, ARP intrusion detection, DoS attack protection, Host data backup mechanism MAC address learning limit, User hierarchical management and password protection, ARP packet rate limiting AAA, RADIUS, and TACACS+ authentication (authentication only, authorization and accounting not supported) Port broadcast packet suppression IP+MAC+VLAN+port four-element binding function, IP Source Guard function
DHCP	DHCP Client, DHCP Snooping, DHCP Server
Management	NTP clock, System work log, One click recovery, View CPU real-time utilization status, Link Layer Discovery Protocol LLDP HTTP, TFTP file upload and download management, SNMP V1/V2C/V3, ONV NMS platform cluster management (LLDP+SNMP)

	Ping detection, Web network management (HTTPS), Console/ SSH/ Telnet/ CLI command line configuration, Cable length detection
System	Web browser: Google Chrome V42 or later, Mozilla Firefox 2.5 or later, Microsoft Internet Explorer 10 or later, Category 5 or higher Ethernet cable. TCP/IP, network adapter, and network operating system (such as Microsoft Windows, Linux, or Mac OS X) installed on each computer in the network, Category 5 or higher Ethernet cable.

ORDERING INFORMATION

Model	Description
ONV-IPS57064PFM	L3 managed industrial PoE switch with 4*10/100/1000/2500M RJ45 ports and 2*1/10G SFP+ fiber ports. Port 1-4 can support IEEE802.3 af/at PoE standard. It can support dual DC redundant power input (Phoenix terminal connection) and DIN rail mounting.
ONV-IPS57108PFM	L3 managed industrial PoE switch with 8*10/100/1000/2500M RJ45 ports and 2*1/10G SFP+ fiber ports. Port 1-8 can support IEEE802.3 af/at PoE standard. It can support dual DC redundant power input (Phoenix terminal connection) and DIN rail mounting.
ONV-IPS57128PFM	L3 managed industrial PoE switch with 8*10/100/1000/2500M RJ45 ports and 4*1/10G SFP+ fiber ports. Port 1-8 can support IEEE802.3 af/at PoE standard. It can support dual DC redundant power input (Phoenix terminal connection) and DIN rail mounting.

Optical Module	Description
2630-G	Industrial SFP optical module, 1.25G multi-mode dual fiber 850nm, transmission distance: 550m, 2*LC interface, supports DDM function and hot plugging.
2632-G	Industrial SFP optical module, 1.25G single-mode dual fiber 1310nm, transmission distance: 20km, 2*LC interface, supports DDM function and hot plugging.
2612-T-G	Industrial SFP optical module, 1.25G single-mode single fiber TX1310nm, transmission distance: 20km, 1*LC interface, supports DDM function and hot plugging.
2613-R-G	Industrial SFP optical module, 1.25G single-mode single fiber TX1550nm, transmission distance: 20km, 1*LC interface, supports DDM function and hot plugging.
2633	1.25G SFP optical module to 10/100/1000M RJ45 port (SFP to RJ45), transmission distance: 100m
6630-G	Industrial SFP+ optical module, 10G multi-mode dual fiber 850nm, transmission distance: 300m, 2*LC interface, supports DDM function and hot plugging.
7832-G	Industrial SFP+ optical module, 10G single-mode dual fiber 1310nm, transmission distance: 20km, 2*LC interface, supports DDM function and hot plugging.
7832-33-G	Industrial SFP+ optical module, 10G single-mode single fiber TX1330nm, transmission distance: 20km, 1*LC interface, supports DDM function and hot plugging.
7832-27-G	Industrial SFP+ optical module, 10G single-mode single fiber TX1270nm, transmission distance: 20km, 1*LC interface, supports DDM function and hot plugging.

Power Supply	Description
GWS-DP60-48	DIN Rail 60W single set of output industrial power supply Input voltage: AC100V-240V 50-60Hz, 1.6A, Output voltage: DC48V, 1.25A, Operation temperature: -40°C to 70°C
GWS-DP120-48	DIN Rail 120W single set of output industrial power supply Input voltage: AC100V-240V 50-60Hz, 2.3A, Output voltage: DC48V, 2.5A, Operation temperature: -40°C to 70°C
GWS-DP240-48	DIN Rail 240W single set of output industrial power supply Input voltage: AC100V-240V 50-60Hz, 3.0A, Output voltage: DC48V, 5.0A, Operation temperature: -40°C to 70°C

CONTACT US

ONV Optical Network Video Technologies (Shenzhen) Co., Ltd.

Tel: 0086-755-33376606

Fax: 0086-755-33376608

WeChat: ONV-PoE-IoT

Email: onv@onv.com.cn

Skype: onv@onv.com.cn

Teams: onv@onv.com.cn

Website: www.onvcom.com

Headquarter Address: Room 1003, Block D, Terra Building, Futian District, Shenzhen



Factory Address: Building B3, Galaxy Artificial Intelligence Industrial Park, No. 333, Zhongkai 6th Road, Chenjiang Street, Zhongkai High-tech Zone,
Huizhou